

name: _____

FUN Phonix book 2

shop



king



FUN FONIX

book 2

To the teacher or parents:

This book will lead your student through consonant digraphs ch, ng, sh, th, ck, wh and qu*. This book is designed to instill confidence in reading and solidify phonics rules for young learners. The words and pictures were designed for children and should be clear and easy to identify.

- At the top of each section there are instructions for the student to be read out by the teacher.
- The sections flow from sound recognition to vocabulary building. Then it moves from word building to spelling, reading and writing.
- This book is most beneficial if the vocabulary is not new to the student.

Illustrations by Mark Cox

ck

Does it start or end with ck? O the answer.




ck- -ck X



ck- -ck X




ck- -ck X



ck- -ck X



ck- -ck X



ck- -ck X



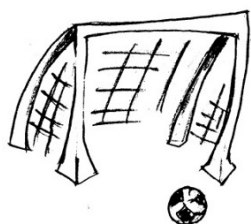
ck- -ck X



ck- -ck X



ck- -ck X



ck- -ck X



ck- -ck X



ck- -ck X

Say it. Write in the ck . Read it.



ou



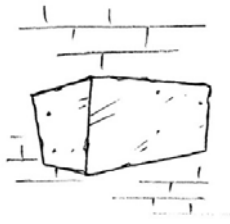
ro



clo




cro




ori




pi



sno



tru



blo



ti

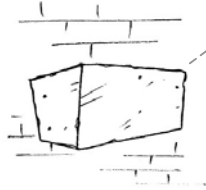



tri



to

Write it. Read it. Find it.



brick

rock

snack

clock

truck

back

pick

sock

Say it. Build it. Write it. Read it.



d i t
b u ck


duck




n a ck
r o nk



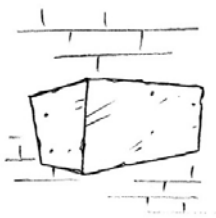
s o ck
z i nd



sc e ck
sn a p




tr u d
ck o ck



dr i ck
br e mp

Do it. Say it. Write it in order.



1. sock

6. _____

2. _____

7. _____

3. _____

8. _____

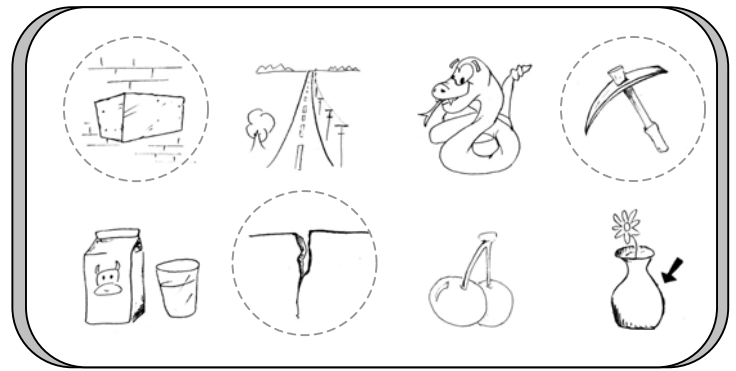
4. _____

9. _____


5. _____

O the words from the readings.


A brick fell in the crack.
Tim has a pick. Tim will get
the brick.



The trick is to get a rabbit,
but Ken got a sock. Ken
put the sock in the sack.




The block is on the duck.
The block is on its back. The
duck wants to lick the snack,
but the block stops the duck.



The backpack is in the truck.
My clock is in the backpack.
Can you get my backpack?




Say it. Write it 3 times. Make a sentence.




clock clock clock

My clock is black.












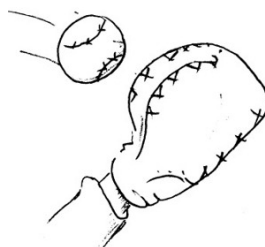


ch

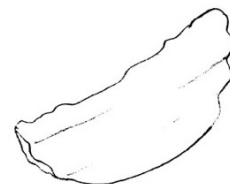
Does it start or end with ch? O the answer.



ch- -ch X



ch- -ch X



ch- -ch X



ch- -ch X




ch- -ch X



ch- -ch X



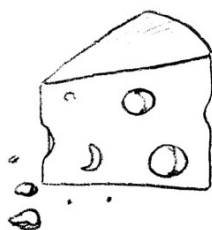
ch- -ch X



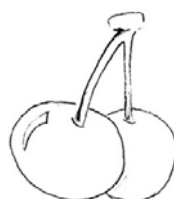
ch- -ch X




ch- -ch X



ch- -ch X

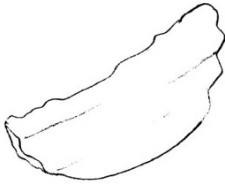


ch- -ch X




ch- -ch X

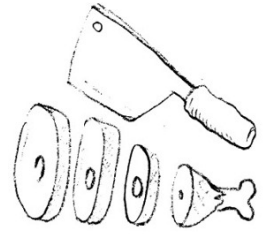
Say it. Write in the ch. Read it.



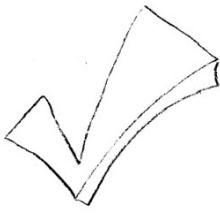
ip




est



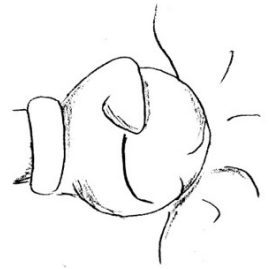
op



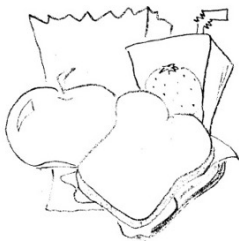
eck




ick



pun



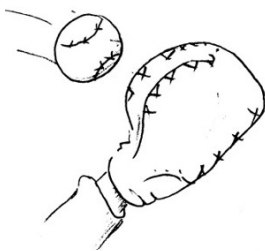
lun



ben



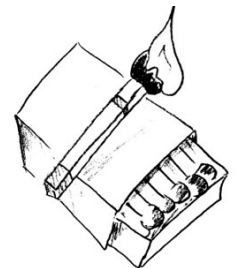
scrat



cat

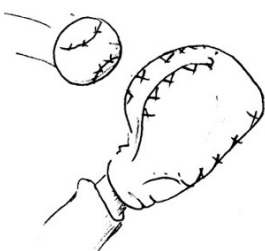

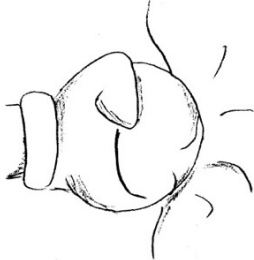

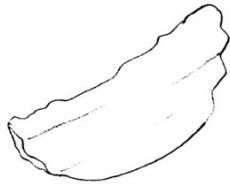


wat



mat

Write it. Read it. Find it.



•

chick

•

chip

•

french

•

watch

•

catch

•

check


•

punch

•

bench


Say it. Build it. Write it. Read it.



l
b

i
u

nch
nk



t
ch

i
e

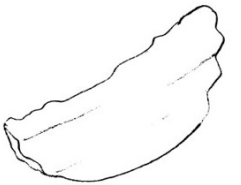
ck
ng



ch
p

a
i

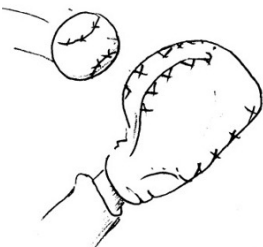
nch
tch



ch
tr

o
i


ch
p



c
b

a
o

tch
d

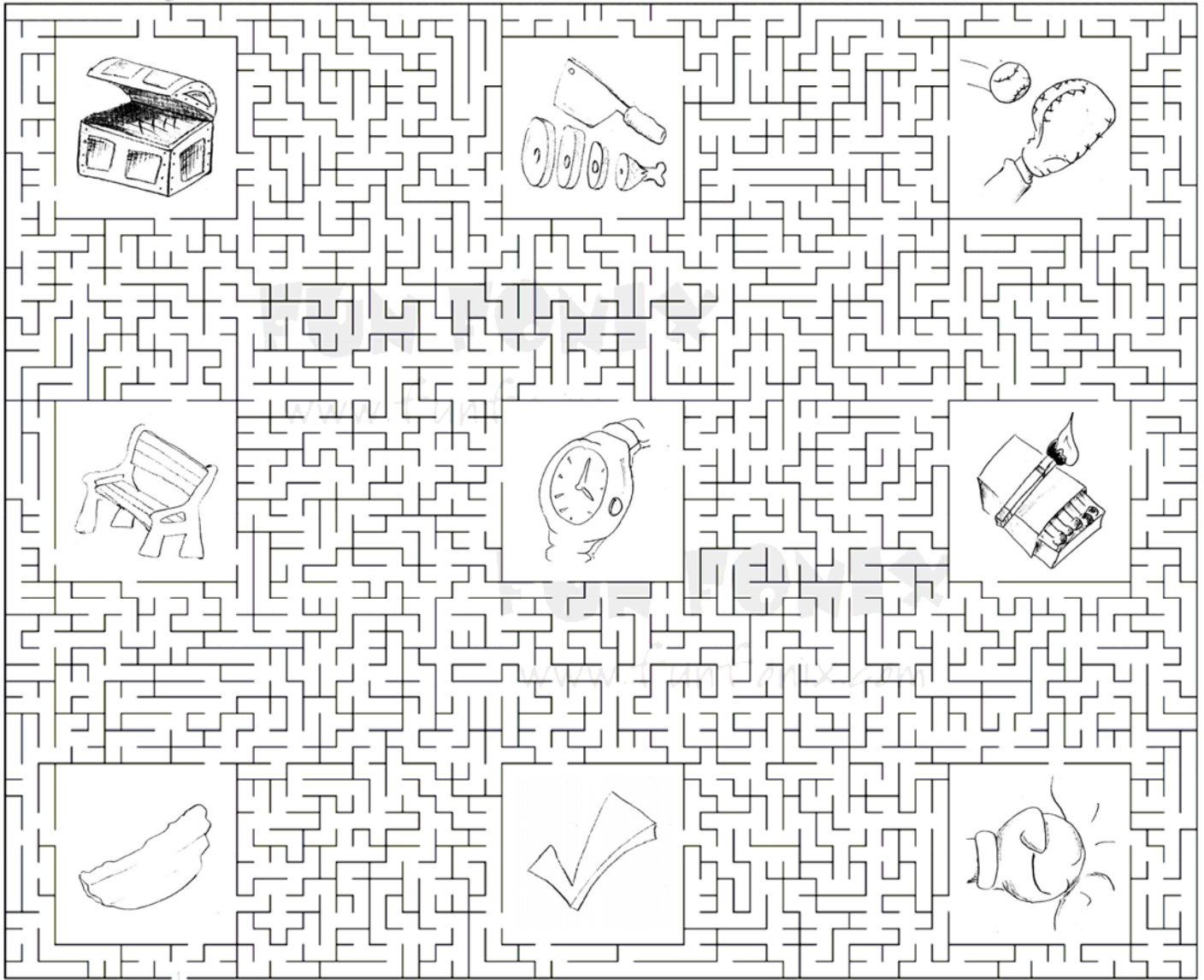


ch
tr

i
e

nch
ck

Do it. Say it. Write it in order.



1.

2.

3.

4.

5.

6.

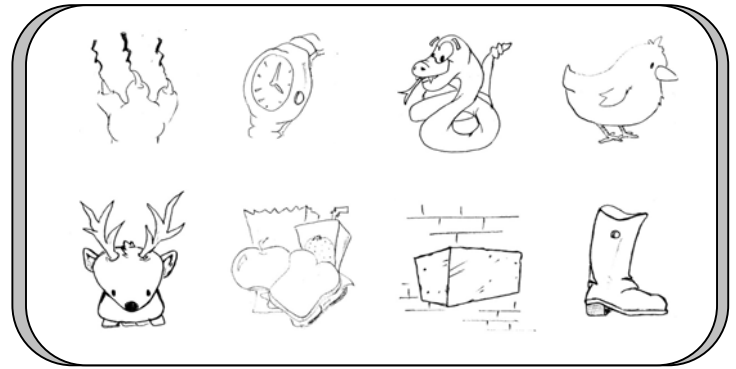
7.

8.


9.

O the words from the readings.

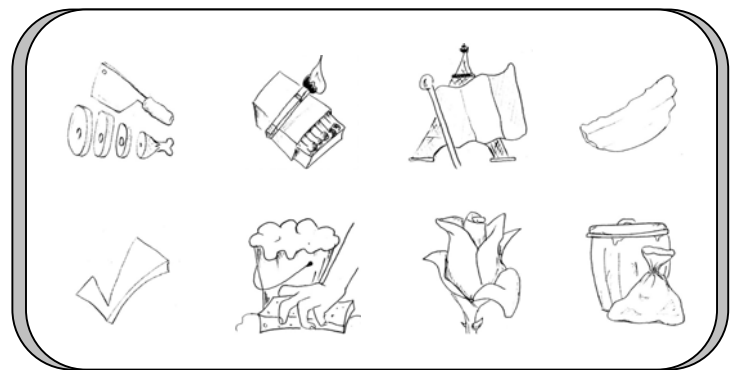
The chick is big. It has a big watch. The watch has a scratch.



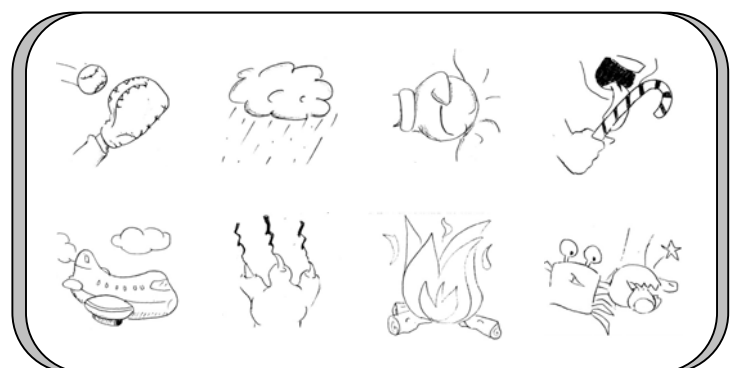
Lunch is not on the mat. It is on the bench. No, it is not on the bench. It is in the chest.



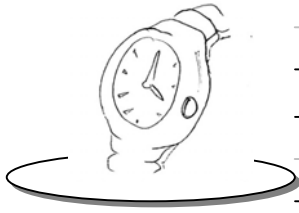
The French chop chips on desks. The French check the chips.



Crabs catch lunch. Crabs do not punch. Crabs do not scratch. Crabs pinch.

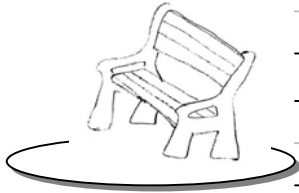


Say it. Write it 3 times. Make a sentence.



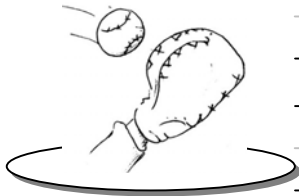
Three sets of handwriting practice lines (top solid, middle dashed, bottom solid) for the word 'watch'.

— • • • • —



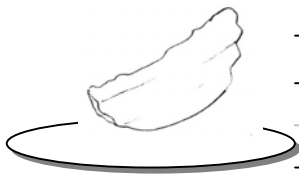
Three sets of handwriting practice lines (top solid, middle dashed, bottom solid) for the word 'bench'.

— • • • • —



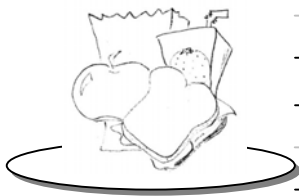
Three sets of handwriting practice lines (top solid, middle dashed, bottom solid) for the word 'glove'.

— • • • • —




Three sets of handwriting practice lines (top solid, middle dashed, bottom solid) for the word 'pizza'.

— • • • • —



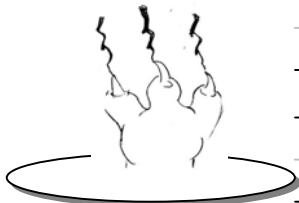
Three sets of handwriting practice lines (top solid, middle dashed, bottom solid) for the word 'sandwich'.

— • • • • —



Three sets of handwriting practice lines (top solid, middle dashed, bottom solid) for the word 'check'.

— • • • • —



Three sets of handwriting practice lines (top solid, middle dashed, bottom solid) for the word 'flame'.

ng

Does it start or end with ng? O the answer.



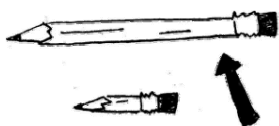
ng- -ng X



ng- -ng X



ng- -ng X



ng- -ng X




ng- -ng X



ng- -ng X



ng- -ng X



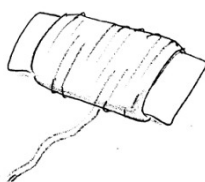
ng- -ng X



ng- -ng X



ng- -ng X



ng- -ng X



ng- -ng X

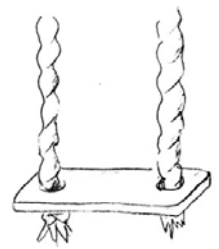
Say it. Write in the ng . Read it.




ki



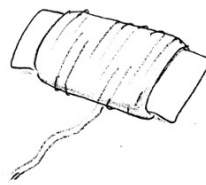
ri



swi



to




stri



spri



ho



so



wi



wro


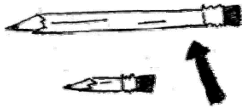
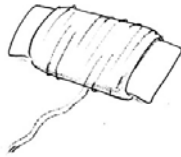
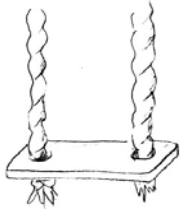


sti



stro

Write it. Read it. Find it.



•

long

•

swing

•

strong

•

sting

•

song

•

ring

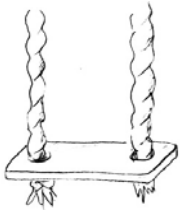
•

wrong

•

king

Say it. Build it. Write it. Read it.



sw
s

i
o

g
ng



str
spr

i
o

ch
ng



st
ng

a
i

ng
st



scr
wr

o
e

ng
mp



ch
str

a
o

nd
ng

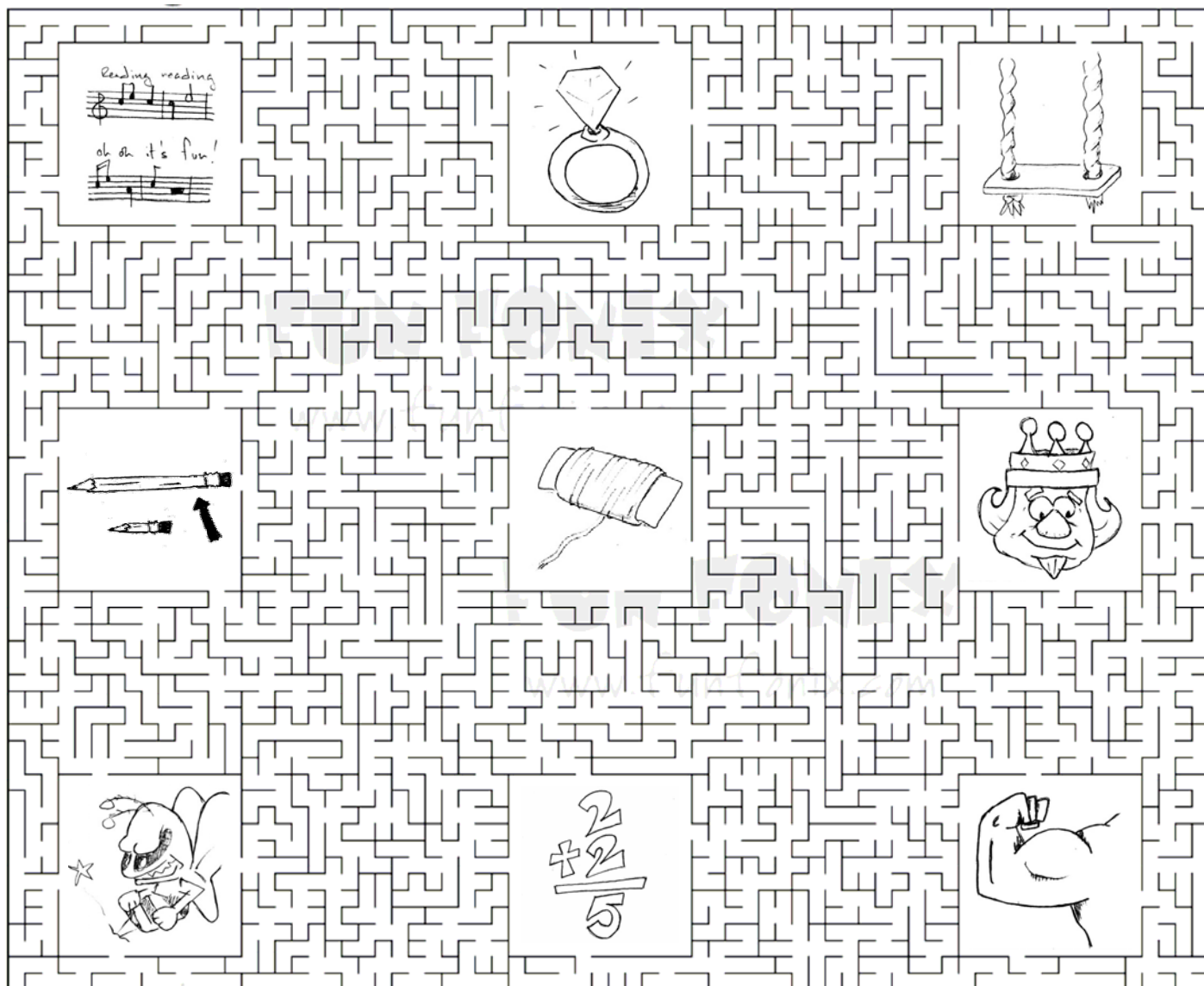


h
w

i
o

nch
ng

Do it. Say it. Write it in order.



1.

2.

3.

4.

5.

6.

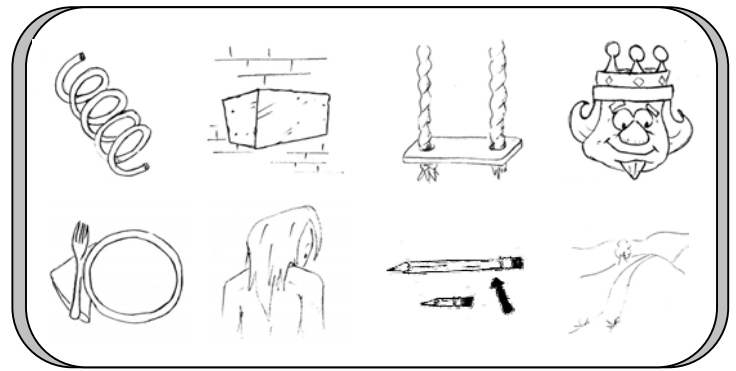
7.

8.


9.

O the words from the readings.


The king is on a swing.
The swing has a spring. It is
a long spring.



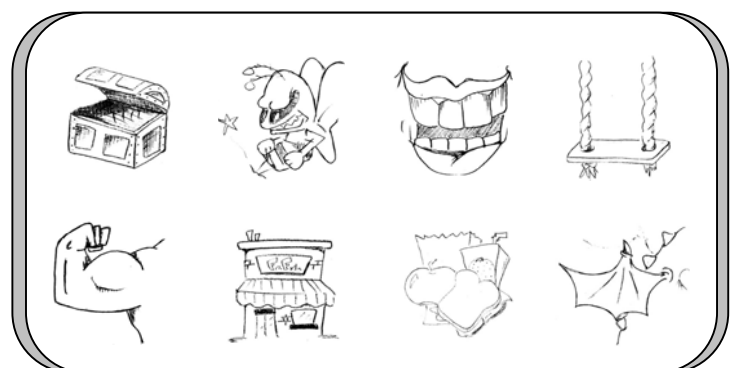
The cat has a string. The
string hangs from my ring.
I swing the string.



The man is strong. The
man sings a long song, but
the song is wrong.



The chick catches a wasp.
The wasp is strong. The
wasp stings the chick on the
wing.



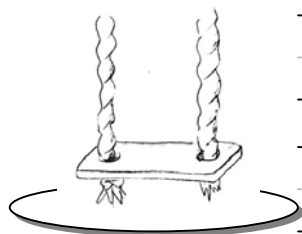
Say it. Write it 3 times. Make a sentence.



— • — • — • — • —



— • — • — • — • —




— • — • — • — • —



— • — • — • — • —



— • — • — • — • —




— • — • — • — • —




sh


Does it start or end with sh? O the answer.



sh- -sh X



sh- -sh X




sh- -sh X



sh- -sh X



sh- -sh X




sh- -sh X



sh- -sh X



sh- -sh X



sh- -sh X



sh- -sh X




sh- -sh X



sh- -sh X

Say it. Write in the sh. Read it.



f




ip



op



fo



ock



co



wo



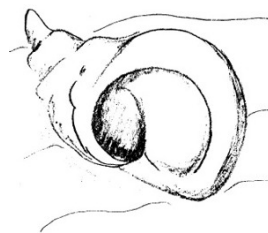
bru



rimp



ot




el



tra

Write it. Read it. Find it.



• cash

• shop

• wash

• trash

• shelf

• brush

• shot

• shrimp


Say it. Build it. Write it. Read it.



ch
sh

i
e


d
p



sh
s

i
e

sh
lf



d
p

i
a

sh
tch



sh
w

i
a

sh
ng



shr
str

e
i

nd
mp

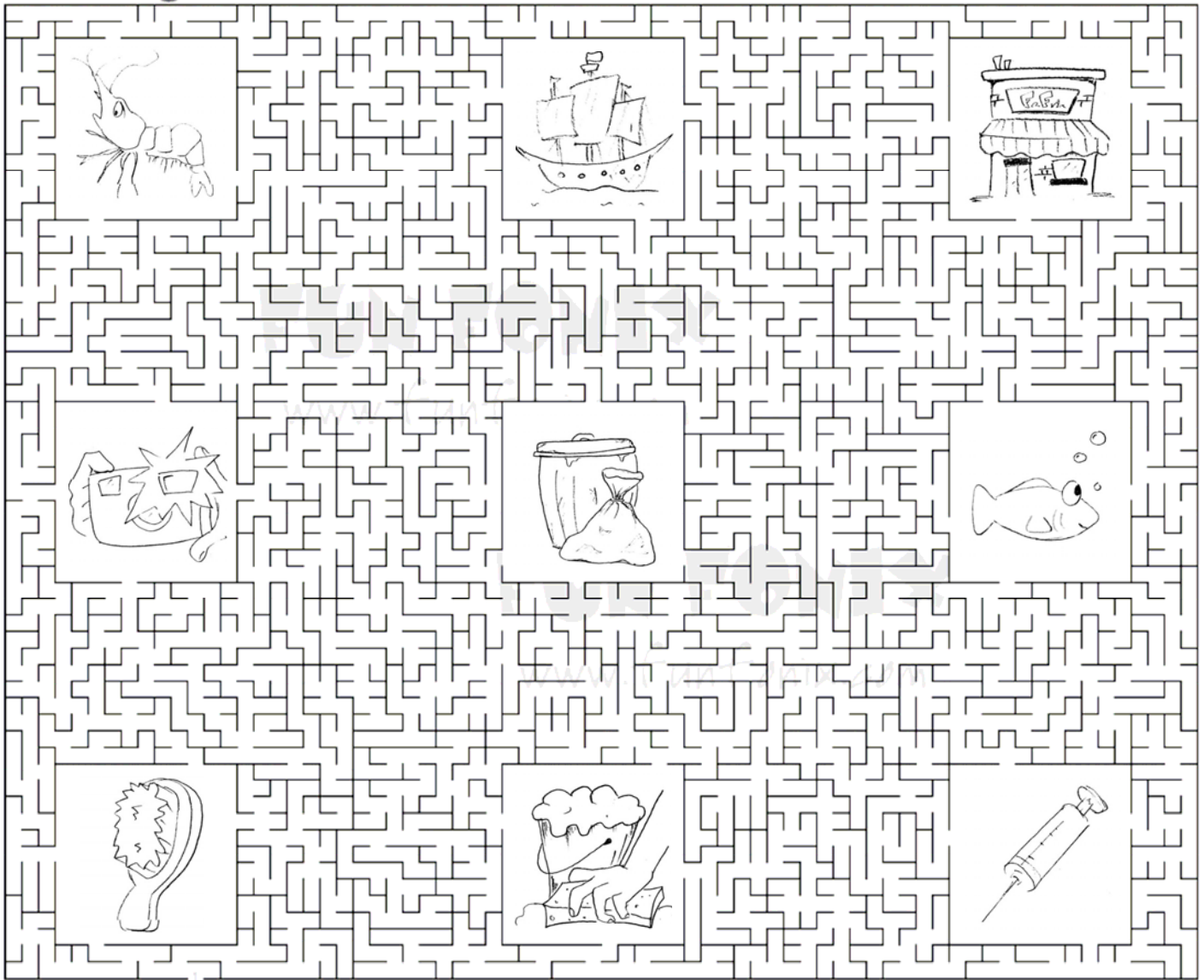


ch
tr

a
i

sh
ck

Do it. Say it. Write it in order.



1.

2.

3.

4.

5.

6.


7.

8.


9.

O the words from the readings.

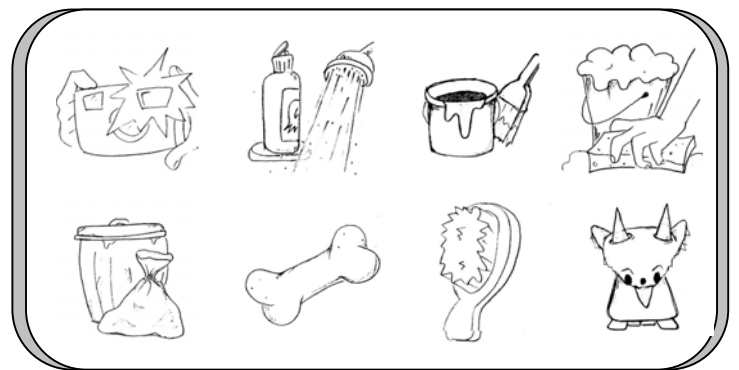
I had cash. I got a ship at
the fish shop. The ship
shocked the fish.




I washed the shrimp dish.
The dish is on the shelf.
I put the cash on the dish.




Ken and Tom wash the
bench. Ken has a brush.
Tom picks up the trash.



Sam has a big fish tank. His
tank has a ship, a shell, fish
and shrimp.




Say it. Write it 3 times. Make a sentence.




Handwriting practice lines for the word 'fish'. The first row consists of four solid top lines, four dashed middle lines, and four solid bottom lines. The second row consists of four solid top lines, four dashed middle lines, and four solid bottom lines. The third row consists of four solid top lines, four dashed middle lines, and four solid bottom lines. The fourth row consists of four solid top lines, four dashed middle lines, and four solid bottom lines. The word 'fish' is written on the first row, with a dot on the first line and a dot on the first dashed line.



Handwriting practice lines for the word 'shop'. The first row consists of four solid top lines, four dashed middle lines, and four solid bottom lines. The second row consists of four solid top lines, four dashed middle lines, and four solid bottom lines. The third row consists of four solid top lines, four dashed middle lines, and four solid bottom lines. The fourth row consists of four solid top lines, four dashed middle lines, and four solid bottom lines. The word 'shop' is written on the first row, with a dot on the first line and a dot on the first dashed line.




Handwriting practice lines for the word 'trash'. The first row consists of four solid top lines, four dashed middle lines, and four solid bottom lines. The second row consists of four solid top lines, four dashed middle lines, and four solid bottom lines. The third row consists of four solid top lines, four dashed middle lines, and four solid bottom lines. The fourth row consists of four solid top lines, four dashed middle lines, and four solid bottom lines. The word 'trash' is written on the first row, with a dot on the first line and a dot on the first dashed line.



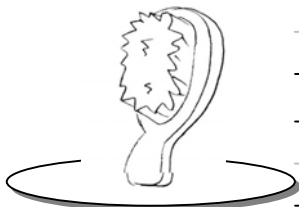
Handwriting practice lines for the word 'ship'. The first row consists of four solid top lines, four dashed middle lines, and four solid bottom lines. The second row consists of four solid top lines, four dashed middle lines, and four solid bottom lines. The third row consists of four solid top lines, four dashed middle lines, and four solid bottom lines. The fourth row consists of four solid top lines, four dashed middle lines, and four solid bottom lines. The word 'ship' is written on the first row, with a dot on the first line and a dot on the first dashed line.



Handwriting practice lines for the word 'cake'. The first row consists of four solid top lines, four dashed middle lines, and four solid bottom lines. The second row consists of four solid top lines, four dashed middle lines, and four solid bottom lines. The third row consists of four solid top lines, four dashed middle lines, and four solid bottom lines. The fourth row consists of four solid top lines, four dashed middle lines, and four solid bottom lines. The word 'cake' is written on the first row, with a dot on the first line and a dot on the first dashed line.



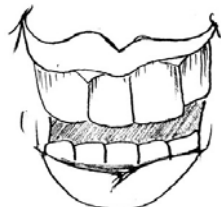
Handwriting practice lines for the word 'table'. The first row consists of four solid top lines, four dashed middle lines, and four solid bottom lines. The second row consists of four solid top lines, four dashed middle lines, and four solid bottom lines. The third row consists of four solid top lines, four dashed middle lines, and four solid bottom lines. The fourth row consists of four solid top lines, four dashed middle lines, and four solid bottom lines. The word 'table' is written on the first row, with a dot on the first line and a dot on the first dashed line.



Handwriting practice lines for the word 'comb'. The first row consists of four solid top lines, four dashed middle lines, and four solid bottom lines. The second row consists of four solid top lines, four dashed middle lines, and four solid bottom lines. The third row consists of four solid top lines, four dashed middle lines, and four solid bottom lines. The fourth row consists of four solid top lines, four dashed middle lines, and four solid bottom lines. The word 'comb' is written on the first row, with a dot on the first line and a dot on the first dashed line.

th qu wh

Does it start or end with th, qu or wh ? O the answer.



th- -th X



th- -th X



th- -th X

3

th- -th X

16

th- -th X



th- -th X



qu- -qu X



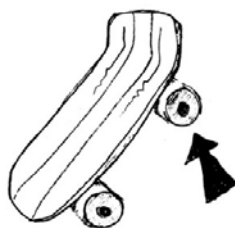
qu- -qu X



qu- -qu X



wh- -wh X



wh- -wh X

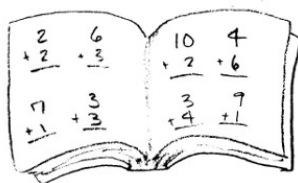


wh- -wh X

Say it. Write in the th, qu or wh . Read it.




ba




ma



mo



ick




in




pa



ick



iz



it



ack



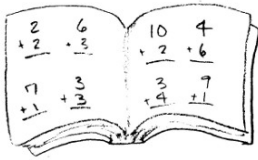


ich

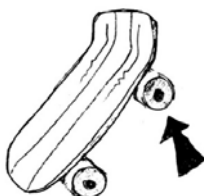


ip

Write it. Read it. Find it.



3



path

quiz

math

whip

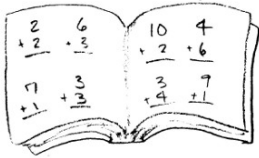
thick

which

quit

quick

Say it. Build it. Write it. Read it.



m

i

ch

n

a

th



qu

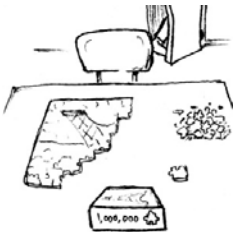
o

sh

m

a

th



qu

e

t

tr

i

tch



ck

u

s

qu

i

z



qu

i

th

f

o

ck



wh

a


ch

sh

i

ng

Do it. Say it. Write it in order.




1. _____
2. _____
3. _____
4. _____
5. _____


6. _____
7. _____
8. _____
9. _____

O the words from the readings.


The bath is on the path. A moth is in the bath. The moth is doing math.




Which do you want the thick sandwich or the thin sandwich? Be quick. The duck is hungry.



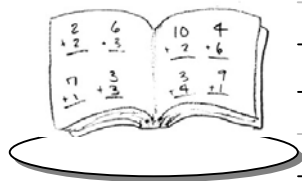
Miss Whips has a whistle. Miss Whips grabbed my quiz. The she grabbed a whip and whistled to me. I ran away.



I ran down the path. I quit running, and I jumped into the bath. It was hot, but I was happy.



Say it. Write it 3 times. Make a sentence.




Handwriting practice lines for the word 'add'. The word is written on a dashed line. Below it are four sets of lines for tracing and writing: a solid line, a dashed line, and a solid line, each with a dot in the middle.



Handwriting practice lines for the word 'bathtub'. The word is written on a dashed line. Below it are four sets of lines for tracing and writing: a solid line, a dashed line, and a solid line, each with a dot in the middle.



Handwriting practice lines for the word 'cake'. The word is written on a dashed line. Below it are four sets of lines for tracing and writing: a solid line, a dashed line, and a solid line, each with a dot in the middle.



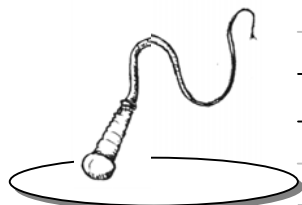
Handwriting practice lines for the word 'computer'. The word is written on a dashed line. Below it are four sets of lines for tracing and writing: a solid line, a dashed line, and a solid line, each with a dot in the middle.



Handwriting practice lines for the word 'list'. The word is written on a dashed line. Below it are four sets of lines for tracing and writing: a solid line, a dashed line, and a solid line, each with a dot in the middle.



Handwriting practice lines for the word 'question'. The word is written on a dashed line. Below it are four sets of lines for tracing and writing: a solid line, a dashed line, and a solid line, each with a dot in the middle.



Handwriting practice lines for the word 'jump'. The word is written on a dashed line. Below it are four sets of lines for tracing and writing: a solid line, a dashed line, and a solid line, each with a dot in the middle.

quiz

Write the words the teacher says.

Draw pictures if you want to.

1.

2.

3.

4.

5.

6.

7.

8.

9.

10.



making phonics fun for everyone!

www.funfonix.com

Fun Fonix is a phonics workbook series created by Mark Cox, owner and operator of [MES](http://www.funfonix.com). You can visit www.funfonix.com to find supporting materials, other phonics worksheets, worksheet makers, clipart to create your own worksheets, and resources for students as well.

Create additional materials to support this workbook quickly and easily at www.funfonix.com.

Fun Fonix materials and images are all copyright Mark Cox. No part or portion of this book or the Fun Fonix.com site materials may be used without permission. For a full explanation of acceptable use of Fun Fonix materials, see the MES End User License Agreement at <http://www.mes-english.com/eula.php>

Happy teaching!
Mark Cox

funfonix.com

Printable books in the Fun Fonix Series:

Fun Fonix Intro: hard consonants and short vowels; initial sounds

Fun Fonix Book 1: short vowels

Fun Fonix Book 2: consonant digraphs: ck, ng, sh, ch. th, qu, wh

Fun Fonix Book 3: long vowels with silent e

Fun Fonix Book 4: vowel combinations: ee, ea, ai, oo, oa

Check www.funfonix.com for the most current details.